


SUMMER READING BINGO




Read to a pet or stuffed animal



Build a fort and read inside.




Read by the water



Have someone read to you




Read to someone on the phone



Read in the dark with a flashlight



Have a picnic and read



Write a poem or sing a song about reading




Read under the covers in your bed



Draw a picture from your favorite book



Read in a park



Read to someone younger than you



Write your own book



Read while you eat your favorite snack



Read a book that rhymes



Read to a friend





WHAT IS DECODING?

Decoding in reading refers to the ability to convert written words into spoken language. It involves recognizing the letters in a word, associating each letter with its corresponding sound, and blending these sounds together to form words. Essentially, decoding allows readers to make sense of written text by translating the symbols (letters) into meaningful language (words). It's a fundamental skill that enables individuals to read and comprehend written material.



Watch this video on the letter sounds for the entire alphabet and digraphs.

Children can use the sheets following this page to practice decoding and blending. Additional word review activities are located at the end of this section. Please note that underlined words are non-phonetic and cannot be sounded out.

Find even more FREE decoding activities on [imse.com/digital-resources](https://www.imse.com/digital-resources).



Practice Identifying the Letter/Digraph Name and Sound

b	t	m	k	a
e	f	d	z	h
n	i	p	s	x
j	o	l	g	v
c	y	w	u	r

CHALLENGE!

th (Voiced)	th (Unvoiced)	sh	ch	wh	qu
----------------	------------------	----	----	----	----

Practice reading these words with your child. You can go through them casually or set a timer for one minute to gauge how many words your child can read. Try to "beat" the previous day's words per minute count the following day.

got	Tad	am	dad	tot
hog	mom	cod	Hal	had
cat	dot	gag	mad	Cam
lad	cot	gal	hag	hot
lot	lam	tag	dad	dog
am	log	ham	Tom	mom
mat	lag	cat	hot	gal
dot	hat	mad	cad	Al

Practice Reading Sentences

1. Dad got the ham.
2. Mom was mad at Tom.
3. Is the log hot?
4. The hat had a tag.
5. Tad had a cat.

Practice reading these words with your child. You can go through them casually or set a timer for one minute to gauge how many words your child can read. Try to “beat” the previous day’s words per minute count the following day.

ban	gum	kid	nap	jog
rod	fib	gap	dig	bad
bin	jot	rat	cut	jam
fun	cob	tip	kid	fig
fat	pin	Kim	jug	rot
bag	lid	nut	ram	dip
rap	kit	fob	hit	can
Jim	but	pat	gut	nip

Practice Reading Sentences

1. The kit is for Mom.
2. The cap got a big rip.
3. Will the cat and dog job?
4. The mop is on the mat.
5. Did Dot hit the log?

Practice reading these words with your child. You can go through them casually or set a timer for one minute to gauge how many words your child can read. Try to “beat” the previous day’s words per minute count the following day.

led	yam	zap	web	box
he	Max	sit	quit	van
wig	ox	Deb	vet	yes
sun	zip	quiz	met	go
net	Val	sob	tux	men
zig	wet	hi	yet	quip
sub	zag	pen	van	win
yap	tax	bet	quit	be

Practice Reading Sentences

1. The pig is in the big pen.
2. The lid is so hot.
3. I said hi to Bob.
4. Can you fix the box?
5. The lad had a hot yam.

Reading Go Fish

Materials Needed: Marker, Index Cards, Decoding Review Page

Directions:

1. Select 6 words from the decoding review pages provided.
2. Create playing cards using index cards and write selected words on cards. Each word will have 2 cards, for a total of 12 cards. Shuffle the cards.
3. With two players, begin by selecting 3 cards each.
4. Player 1 asks Player 2 if they have "the word on a card of their choice.
5. If Player 2 has the requested card, they must give the card to Player 1. In this case, Player 1 gets another turn.
6. If Player 2 does not have the requested card, Player 2 says, "Go Fish", and Player 1 should draw a card.
7. Repeat until all matches are made. Whoever has the most matches wins!




Word Hunt

Materials Needed: Marker, Index Cards, Decoding Review Page

Directions:

1. Write words from one of the decoding review pages on flashcards.
2. Hide the flashcards.
3. Set a timer for a specified duration.
4. Children find and read as many words as possible before the timer ends.
5. Count and celebrate the number of words read!






READING STRATEGIES

When you're reading with your child at home, here are some effective strategies to help them:

1. Start at the left-hand side of the book and page
2. If they come to an unknown word, tell them to sound out each letter.
3. Then, blend the sounds together to make the word.
4. When they come to a multisyllabic word, encourage them to:
 - a. Break the words into syllables
 - b. Separate the base word from the prefix and suffix (if needed)
 - c. Check for understanding

The bookmarks on the following pages will help your child utilize smart strategies to read words.



SUMMER READING ONLINE

YOUTUBE:

[Reading Buddies](#)

[Sunder and Friends](#)

WEBSITES:

www.getepic.com

www.abcya.com

www.storylineonline.net

www.teachyourmonster.org

AUDIO

BOOKS:

www.audible.com

READING STRATEGIES BOOKMARKS

 **Lefty Larry**

 left
 Start on the left side of the word.

Grapheme Grasshopper

 hop
to each grapheme.

Blendy Wendy

 hop
Blend the sounds together and read the word.

Syllable Sam

 rab bit
vc cv
Chop the word into syllables.

Chase the Base

 re | play | ing
Separate the base word from the prefixes and suffixes.

Lucy Lightbulb

 ???
 Reread the sentence. Did it make sense?

 **Lefty Larry**

 left
 Start on the left side of the word.

Grapheme Grasshopper

 hop
to each grapheme.

Blendy Wendy

 hop
Blend the sounds together and read the word.

Syllable Sam

 rab bit
vc cv
Chop the word into syllables.

Chase the Base

 re | play | ing
Separate the base word from the prefixes and suffixes.

Lucy Lightbulb

 ???
 Reread the sentence. Did it make sense?

 **Lefty Larry**

 left
 Start on the left side of the word.

Grapheme Grasshopper

 hop
to each grapheme.

Blendy Wendy

 hop
Blend the sounds together and read the word.

Syllable Sam

 rab bit
vc cv
Chop the word into syllables.

Chase the Base

 re | play | ing
Separate the base word from the prefixes and suffixes.

Lucy Lightbulb

 ???
 Reread the sentence. Did it make sense?

JUNE READING CHALLENGE

Color one picture for every book you read this month!




JULY READING CHALLENGE

Color one picture for every book you read this month!



AUGUST READING CHALLENGE

Color one picture for every book you read this month!



COMPREHENSION QUESTIONS

Directions: Here are some questions you can ask your child after reading a story together. Encourage them to answer in complete sentences, and include as many details as they can recall.

1. What is the story about?
2. How did the story end?
3. What changed from the beginning of the story to the end?
4. What are some important things the characters do?
5. What are some important things the characters say?
6. Why do you think the author wrote this story?
7. What do you think they want you to learn about?
8. How does the story make you feel? Why do you feel that way?
9. Who are the main characters?
10. What do you like or dislike about them?
 11. What problem(s) do the characters have to solve?
12. Where does the story take place? How do you know this?
13. What is most exciting about the story? Why is this exciting?
14. Do you notice any pictures or words that keep appearing in the story?
15. What do you think they mean?
16. What do you think the lesson or message of the story is?
17. Would you recommend this book to a friend?